


# The Imagemaker

The Sackville Photography Club

January 2005



*HAPPY NEW YEAR ONE AND ALL!*



Fireworks over Sullivan's Pond by Mel Weatherby

## Welcome New Members!

**Wow, we are growing in leaps and bounds.** Welcome to Terry Warner, Linda Roach, Lynn Burchell, Michel France, Heather Killen, Michelle & Stephen Flanagan, Arlene Somers, Trudy Killam, Lily Sampson. You have just joined a very fun group of photographers. We encourage you to take advantage of as much as you can, especially, the club outings. There is always someone to help or give some advice if the need arises. Feel free to share any ideas you might have with us as well. Welcome!!

### Inside this issue:

Welcome	1
2005 Schedule	2
Message from Vice Chair	3
Membership Dues & Photo Contest	3
Article – Brenda Dean	4
Sullivan's Pond Tree Lighting	5
Profile - Cathy Mooney	6
Product Review	7
For Sale	9

### Submitters this edition:

- Mel Weatherby
- Lawrence Spencer
- Denise Ward
- Eric Salem
- Bob Kerr
- Geoff Brewster
- Brenda Dean
- Cathy Mooney
- Darlene Matheson
- John Parker
- Sue Gautier

## **2005**

### **January 5th, 2005**

Presentation: Club Scrapbook & Reminiscing - Committee

Demonstration: Club's Equipment available to Loan  
Winter Project: Shooting Snow Pictures

### **January 19th, 2005**

Presentation: Critiquing of Photographs Info Session  
Led by Club Members [Bring a Photo to learn how it is done.]

### **February 2nd, 2005**

Photo Analysis of Truro Photo Club's Pictures  
**Club Showcase** – Members Present

### **February 12th, 2005**

Field Trip - Eagle Watch - Sheffield Mills Location

### **February 16th, 2005**

Presentation: Lighting Techniques Info Session -  
Club Members Sue & Peter

### **March 2nd, 2005**

Annual Photo Contest with Review afterwards

### **March 16th, 2005**

Presentation: by **Sherman Hines**  
Attendance by Members Only

### **March 26th, 2005**

Field Trip - Sugar Moon Farm - Maple Syrup Time  
Festival

### **April 6, 2005**

Club Election & Reception  
Club Showcase

### **April 20, 2005**

Presentation: TBA

### **May 4, 2005**

Short Theme Presentations

### **May 18, 2005**

Presentation: Club Members  
Macro & Website Design

### **May 21, 2005**

Field Trip – Liverpool (overnight)  
Photography Museum & Keji Adjunct

*Lots of other information can be picked up at our local Tourist Depots  
or on the Nova Scotia Website!  
[www.gov.ns.ca](http://www.gov.ns.ca)*

## **The Sackville Photography Club**



Darlene and Marc keep us up to date!

### **June 12, 2005**

Field Trip – Rhododendrum Sunday  
(Kentville Experimental Farm)

### **June 15, 2005**

Club Showcase  
(Break for Summer)

### **July 2005**

Summer Theme – Canada's Ocean Play-  
ground

### **August 2005**

3rd Annual BBQ – TBA

### **September 7, 2005**

Back from Summer Break  
YEAR LONG THEME PRESENTATION  
“Cobequid Road Discovered”

### **Next Newsletter**



Raindrops on Dill by Eric Salem

***Blast from the Past:*** Until the beginning of the 20th century, gigantic cameras were needed to make large format pictures. One such giant was “The Mammoth,” a plate camera built in Chicago around 1900. When fitted with a 500 lb. Plate, the camera weighed almost 1,400 lbs. and required 15 people to carry it. Commissioned by the Chicago and Alton Railroad Company, the camera enabled photographers to take 54x96 in. photographs of the Com-

**Happy Holidays!**

**From your Vice Chair**

The club has had an amazing year filled with great trips and fabulous talented photographers.

Our club has had a successful year. I look forward to another great year in 2005.

My congratulations to our 50/50 winner from the Christmas Party -- Susan Myatt. I would like to thank all the members and guests that contributed to our club through the 50/50 ticket purchases. Our Grand Total in the 50/50 Tickets for the year was \$213.75. The range went from \$6.50 - \$21.00.

Thanks again for your support.  
See you in the New Year, keep safe.

Denise Ward

### **CLUB MEMBERSHIP DUES!!**

All memberships, renewal or otherwise must be paid in full on or before our Annual General Meeting on April 6, 2005.

### ***Annual Photo Contest – March 2, 2005 (Paid-up members only)***

#### **Rules & Regulations**

- 1 Club Members only
- 2 One (1) entry/individual
- 3 Prints only (no mats, frames, signatures)
- 4 Print size (min 5x7 – max 11x14)
- 5 Photos will be given a number when entered
- 6 Bring entries to: Acadia Hall by 7pm
- 7 Judges decision will be final
- 8 No previous club contest prints permitted

**The Sackville Photography Club**



Sandpipers at Grand Pre Dykes by Lawrence Spencer

#### **CLUB ADVERTISING**

**Watch for us in the Bedford/  
Sackville Weekly News and  
Local Camera Stores!!!!  
Any other suggestions, bring em  
in!! The more the merrier!**

### **Sue's Dues:**

It's not everyday that ordinary (wedding/portrait) photographers, especially me, have the opportunity to meet extra-ordinary people within the entertainment/political industries, unless they clash!!

1. Consider moving goals closer instead of saying "I should've" @ I wasn't the person that earned money for having a digital image ready to e-mail to *The Daily News* for the front page of the paper. !@! note-to-self : E-mail Santa, soooooon!!
2. I had the privilege of photographing, not only Natalie McMaster and her husband, Donnell Leahy, but, our Tourism Minister, Rodney MacDonald, "dancing the jig" (at Natalie's request/dare), in celebration of an extra \$15 million over, the next three years, to promote Nova Scotia to the rest of the world. !@!note-to-self : store file photos with "Peter Kelly & Easter Bunny"/political out-takes  
\* remind photo club members: how important we are, as a society, for our service within our community and for our heritage.
3. I had the privilege of photographing a (my first) "same sex" marriage. \* remind myself: the importance of living without prejudice and accepting people for who they are; bottom line: human equality



Far Left: Bob, Brenda, Darlene, Moira, and Lawrence at the Apple Orchard.

## **RETURN TO THE APPLE ORCHARD**

By Brenda Dean

On a warm Sunday morning, a small, but enthusiastic group gathered at Acadia Hall to head out to photograph the apple orchards prior to apple harvest. An earlier field trip to the same place in the spring captured many photographs of the apple trees in blossom.

Our first stop was an apple orchard near Old Orchard Inn. While the sun did not cooperate as well as we would have liked, there were lots of photo opportunities. There were a number of varieties of apple trees, but one wonders how photographs show those glossy red apples hanging from trees – a 'little polishing' was required.

Next we headed to downtown Wolfville. The curiosity of some of us admiring the fall colours in a window display enticed the shop owner to let us in for any other photo opportunities. Then, it was off to Grand Pre, where our trek led us down 'roads less traveled' – through 100's of acres of corn fields on the dykelands on dirt roads – some with 2 tracks and grass down the centre. We stopped once to peel back the corncob husks right on some plants and get photos of the beautiful 'fresh' yellow corn - although we had to peel back several until we found one without rot or worms!

We arrived at a beach where some local fisherman were patiently waiting for the 'catch of the day' –



stripped Bass, and they can only keep the 27 inch ones! Several small birds along the tidewash were cooperative for the cameras. However, just to the left on the rock croppings were several hundred of the small birds all lined up in formation. Well, several films later....some of us were even reluctant to leave, as there is always that one shot which may be different that the other 24 or so ..... Will have to wait until they are developed to see how successful the shots were. At first we thought they were Piping Plovers, as this is one of their protected beaches, but further Internet searches proved them to be Sandpipers – but regardless, they were spectacular and awe-inspiring to see.

After a picnic lunch at the Grand Pre Park we headed off to visit the Acadian Cross at the back of one of the dyke farms. It is also the site of the original wharf where Acadians were put aboard small boats to be taken out to the schooners waiting in Minas Basin - the Expulsion in 1755! Quite eerie to be standing right at the site where this actually occurred.

To end the trip we headed out to Nova Scotia's own smaller version of 'flower pots' at Medford

on the shore of Minas Basin under the shadow of Cape Blomidon. And of course there were stops for photos along the way. At low tide the view from the top was impressive, but of course there were greater spots down at beach level. We had taken along extra footwear, as we were advised in advance the beach would be muddy – so where was the extra footwear when we finally found the trail down the cliffs to the beach....back in the vehicles of course! But nobody thought about their feet once we were on the beach and among these impressive rock formations.

Thanks to Lawrence for tour guide services and coordinating this field trip on short notice. A great time was had by all. Watch for member's club presentations for photographs from this fieldtrip. Above is the motley crew that braved the trip.....

# Tree Lighting Ceremony at Sullivan's Pond



Christmas Tree  
Sullivan's Pond  
from HRM  
website

Each year around the beginning of December is the annual Tree Lighting ceremony. The city decorates the trees around Sullivan's Pond with beautiful white lights.

They put up a huge Christmas Tree to celebrate the Holiday Season. There is live entertainment, free candy canes, glow pins, hot chocolate and cookies. And each year they highlight the event with a marvelous display of fireworks. The sky lit up as if a million lights were turned on. As my husband and I were heading to our Christmas party, we could see the fireworks going off over all the buildings.

When we arrived by Sullivan's Pond, there were at least 1, 000 people or more. It gets bigger and bigger each year and

this year the firework display was spectacular. Mel was there and she got some great shots. Here are a couple of them.

ENJOY!

**"The sky lit up as if a million lights were turned on!"**

Do you like genealogy? Well, check out this free download genealogy program in which you can insert pictures of family members at [www.legacyfamilytree.com/](http://www.legacyfamilytree.com/) standard edition. Other add-ons allow sounds and video clips. Thanks for the info!  
John Parker

Fireworks below  
by Mel Weatherby



## **EMOTE OR REMOTE ?-VIEWING IMAGES-(At Sackville Photo Club) by Bob Kerr**

Its nice to see the work of our members, but have you ever watched/ listened to the viewers reactions? Here are a few reactions I've noticed (not inclusive-expletives not reported here).

"OwwWhhhOOuuuuuuuuuuu!!" Happens when small babies and puppies, kittens etc are portrayed leading to praise for the subject - photographer is usually ignored.....

Fast shaking of heads. Rarely seen reaction. Image is unreal, because it is poorly taken, unintentionally out of focus, contains too many telephone poles, lacks contrast, etc. Photographer is not asked anything except "what model Brownie did one

use or are they still making 2 legged tripod?". Probably a candidate for Canada's photography museum in Ottawa. A good starting point for new "pic takers", these folk are always welcome here in the Club.

Slow shaking of heads, with mumbling. Image may be controversial, but viewers don't want to admit they don't understand it, so make noises like "interesshting eh?", or "I saw something like that at Sears or at the abattoir or someplace".

Giggles and Laughter. Conflicts in an image, people in not-often-seen positions, strange items in familiar composi-

tions or uniquely portrayed text either spoken or captioned.

"Uummmmm." "Great photo, well taken." No substitute for this! Caution - one can try to cheat in PhotoShop!

"No, isn't real, right?" "Silly, can't have that with this"; "Not what I would do, but however looks OK somehow... ." Photo Manipulator trying to get ummms or giggles and slow shaking of heads. No reaction. Never seen this at our Club!!!

Clapping. "As usual, people spent a long time on this presentation!"; Or, "sure was worth seeing this one!"

## PROFILE: Cathy Mooney

**C**ATHY MOONEY is an original Member of the Sackville Photography Club, which had their first meeting in 1988. Although

Cathy belongs to a couple of other photo clubs as well, the thing she likes most about the Sackville Club is the feeling of mutual appreciation for each other's work.

Oftentimes she is asked by members of other clubs how we critique our photos. She replies "We don't critique, we appreciate." Of course, there is always someone around who will give you pointers on your photos and there are nights when photo critiquing is done by other clubs, but for the most part, at the Sackville Club, we can show the work we are most proud in a non-threatening environment.

Cathy has held, at one time or another, all of the positions of the executive and is very proud of how the Club has grown and evolved.

Cathy's main focus is photographing nature, landscapes, and abstract photography. She is also an avid gardener, so, of course,

pictures of flowers really impress her.

She uses mostly slide film, with her Pentax MX7 camera. She also has a Pentax PZ1 which she doesn't use as often. She finds the Pentax MX7 very versatile, as it handles multiple exposures, which she likes, or she can go fully automatic, or half and half. For the most part though, Cathy is always on manual, letting the camera tell her what the settings should be, then she adjusts them to suit her situation. For example, slow shutter speeds to make waterfalls look milky, or small aperture to get a better depth of field or large aperture to use selective focus.

For her flower close-up shots, she uses a 28-80 mm lens and a 100-300 lens. She comments on how great it would be to have a macro lens, but for now she will have to make do with extension rings and close-up filters. She also wishes she had depth of field preview capability, but for now, she just takes the shot and hopes for the best. The film she currently uses is Kodak Elite Extra Colour A.S.A., which she usually brackets (over or underexposes). Cathy is

never without her trusty tripod, and her preference with Manfrotto and cable release.

Most of her shots are taken in dramatic light situations, either sunrise, sunset. She likes overcast days for the even light making sure the sky is omitted. People pictures are not for her.

One of the diehard 35 mm camera lover, Cathy has no desire, right now, to shoot digital and also isn't into manipulating her shots on the computer. What you see is what you get! But she says you never know what tomorrow may bring!

She has taken various local photo workshops and her ultimate goal is to take a Freeman Patterson workshop. Samples of her work can be seen at the following websites:

[www.miksang.net](http://www.miksang.net)

[www.harrisandcogallery.ca](http://www.harrisandcogallery.ca)

[www.shermanhinesphotographymuseum.com](http://www.shermanhinesphotographymuseum.com)

Thanks for all your help!

Hats Off to Cathy Mooney!

## Fundraising Events

As part of the Fund Raising initiative for the Club, helping with community events and organizations, I have been representing the Club at

the proposed new Cultural centre for Sackville and areas (to be called the "Cobequid Cultural Centre for the Arts"). We, the Inaugural board, are at the stage where it is time to get a 'real' Board of Directors voted into position so that we can get registered with the Province and start

planning and funding activities. As such we are looking for nominees to be voted to a Board sometime in January by a public meeting. We would like to get a good mix of people from the communities we feel this facility would serve - Oakfield through Waverley, Bedford, Sackville to Mount Uniacke, and through to Tantallon if possible. It would be desirable to have persons with experience in financial, legal and organizations

backgrounds and skills, as well as Community leaders, prominent Business people and those with a special interests in any of the arts or crafts.

So if you, or anyone you know or can think of, might be interested please contact me as soon as possible at 861-4970, Lawrence Spencer.

# PRODUCT REVIEW – by Lawrence Spencer

In this issue of your *Photography Club Newsletter*, we are providing an opportunity for some lucky member to acquire a great product – a wonderful addition to your camera bag. I am going to review the product with all the information and personal input I can – and then it will be your quest to go find the product in your local Photography Stores or Photo Departments - where ever it is carried, get an opportunity to look at it yourself, and obtain the UPC number. Then at the next two meetings after this Newsletter is released you will have the chance to put that **UPC number** and your name in a draw for the possibility to **win one** for your very own.

For this first product review I have chosen the following neat product: The **LENSPEN** – a small, unique, handy, useful and wonderful addition to your camera bag....

FEATURES: Safe on All Lenses  
Flexible Tip  
Non-liquid Cleaning Compound  
Will NOT spill or Dry out  
Reduces static build-up  
Fits easily into any pocket or camera bag

The convenient, retractable brush, made of soft, natural bristles, is used to dust away any hard particles or contaminants. Designed for flexibility, the unique tip holds the special LensPen cleaning compound. It flexes, matching the contours of the lens. By applying gentle pressure on the lens and using smooth circular motions, any smudges will be removed instantly with LensPen.

More than just protection for the tip, the special LensPen cap replenishes the tip with more cleaning compound each time it is replaced and twisted a half turn.

Moreover tests confirm that LensPen will substantially reduce the amount of electrostatic charge on the lens surface. This feature is important, as electrostatic charge attracts dust and causes it to adhere to lenses.

The pad is by far the most effective in removing fingerprints from the lens surface, out-performing most lens cleaning cloths by a noticeable amount. It's probably the cheapest insurance you will ever purchase.

In case of hardened deposits, breathe lightly on the lens, then wipe off completely with LensPen. LensPen should **never** be used on **wet or damp surfaces**. If wet, wipe lens with lens tissue first, then finish cleaning process with LensPen.

**Is LensPen safe for all lenses?** : Absolutely. The cleaning tip of LensPen consists of the softest suitable materials. Tests confirm that LensPen is safe for all lenses and lens coatings even after prolonged use. In fact, microscopic photographs show that LensPen is absolutely safe for all your lenses. Moreover, the unique cap of LensPen is also designed to keep the cleaning tip protected while not in use.

**How long will LensPen last?** : This depends on how dirty the lens is and what type of contaminant is present. LensPens were tested by removing 500 fingerprints in a row from a lens with no discernible loss of cleaning quality.

I have had one of these since I bought my digital camera in Fall of 2003 and probably use it at least a couple of times each occasion I am out on a shoot. You are always accidentally getting fingerprints or dusts on the lens as you maneuver around with your camera in different positions trying to get that 'just right' shot. And after all that, why take the chance of ruining that once-in-a-lifetime shot with a dirty lens. This LensPen is easy to carry anywhere, in any pocket, etc. and easier yet to use - even after you are all set up and ready to snap the shutter, without disturbing the camera. I highly recommend one for your camera kit – and here you now have a chance to win one (many thanks to Carsand-Mosher for donating one as the prize).

Price: \$ 14.95



# Carsand-Mosher

PHOTOGRAPHIC

Your full service camera store!



Make prints from your digital camera files on our expanded self-serve Digital Print Stations!

- \* Make prints from 4x6 to 20x30 inches
- \* Fast Service
- \* Printed on Kodak Photographic Paper



Our new Digital Print Stations offer convenience and easy operation while still accessing the quality-controlled processing service for which Carsand-Mosher is famous.

[www.carsand.com](http://www.carsand.com)

**Downtown Truro**  
56 Esplanade St.  
1-800-363-1662  
895-8436

**Bayers Lake**  
201 Chain Lake Dr.  
1-888-363-3662  
450-3030

**Downtown Halifax**  
1559 Barrington St.  
1-888-569-2662  
421-1980

**Moncton**  
950 Mountain Rd.  
1-888-363-4662  
854-4222



Iris in the Rain by Eric Salem

# For Sale

## Canon Equipment For Sale

- 1) Canon FD70-210 mm f4 (including B&W UV filter and Canon hard case) \$110.00
- 2) Canon FD50mm Macro f3.5 (including Extension Tube FD 25-U, Canon hard case and instruction booklet) \$105.00
- 3) Canon FD24mm f2.8 (including Hoya polarizer filter) \$75.00
- 4) Canon FD28mm f2.8 (including Hoya polarizer filter) \$60.00
- 5) Canon AE-1 camera body (including case, neck strap & instruction booklet) \$50.00

Note: All the lenses above are in excellent condition and come with Canon lens caps and rear dust caps.

If you buy the first 4 items (i.e. all the lenses) the camera body is free!

## CANON EOS 1V & CANON EF 24-85mm f/3.5 - 4.5 USM

This equipment is in near mint condition and retails new for over \$3,000!  
FOR SALE \$1000

Contact - DIRECT - Phil before 11 pm at 422-7999

---


## Canon Powershot A70

- 1 Canon Powershot Digital Camera kit ; 3.2 megapixel CCD and high quality Canon 3x optical lens ; 4 batteries non-rechargeable
- 1 Panasonic BQ 390 Quick Charge – 4 batteries included
- 1 belt carrying case (Canon)
- 1 Black's shoulder (small) carrying case
- 1 - 16 MB CompactFlash Card (Canon)
- 1 - 256 MB Black's CompactFlash
- 1 - Camera Suite 1.2 cd
- 1 - Canon Digital Camera Solution (Canon)
- 1 – Black's first 20 digital pictures free card
- 1 – cd All things Digital cd by Black's
- 1 – Dummies Book – Digital; Photography
- Connecting cables that were with kit

\$300.00

John Parker : 861-2168 ; jparker@ns.sympatico.ca

# The Imagemaker



**We're on the Web!**  
[www.sackvillephotoclub.tripod.com](http://www.sackvillephotoclub.tripod.com)

The Sackville Photography Club meets on the 1st and 3rd Wednesday of each month at:


~Acadia Hall  
~ 650 Sackville Dr., Lr. Sackville  
~ doors open at 7:00 p.m.

## REMINDERS!!

**Don't forget to let Darlene or Marc know if you will be going on the trips that require overnights.**

**Keep saving those Sobey's slips and bring them in, we can get**

**Keep those recyclables coming. Every little bit helps! Take them to Fader's beside the Swiss Chalet and let them know it is for the Sackville Photography Club and they will credit our account.**



The Sackville Photography Club

**NEW MEMBERS WELCOME!!!**

**For more information:**

**Please contact:**  
**Denise Ward - 864-0794 or**  
**Marty McSweeney - 864-3035**

**Hope to see you at the:**  
**Eagle Watch!**  
**Sherman Hines Presentation!**  
**Maple Sugar Farm trip!**  
**Contests!**

**Come on out! The more the merrier!**

## Happy New Year!

I would like to extend a warm welcome to all the new members who have joined our ranks in the past few months! At this time, I would also like to thank Darlene and Marc for all the hard work they put in last year to organize all the great events we had, the outings, the dinners, etc. Mike did a great job of running the Sackville Library Show in November, being his first time and all. Bob, for keeping us laughing with his creative photography and Denise for keeping us focused. Also, to Lawrence for being my motivator and Mike for being my travelling buddy. Thank you to everyone else, too many to mention, who helped make last year such an eventful and exciting year!

If you have had a chance to see the lineup of events for this year, you will be excited to see we have some great events planned. The **Eagle Watch** trip in February down to Sheffield Mills is a must for the eagle lovers in the group. People travel from all over to see this spectacle. Should be very exciting. A very special guest, **Sherman Hines**, will be paying us a visit March 16th. Don't miss this, it should be very interesting and informative. March 26th is the **Sugar Moon Farm** trip. Personally, I can't wait to go on that trip, the pancakes, smoked sausage, fresh biscuits and baked beans, with a little maple mixed in will make your mouth water.

## Editor's Message

And these are just a few of the super events we have planned for the New Year! So without further ado, let's get out there and get those cameras clicking. Can't wait to see all the exciting new pictures and creative ideas.



Editor – Diane Slaunwhite  
29 Rattling Ave.  
Dartmouth, NS B2W 3P8  
Ph: 434-0405

E-mail: [dianeslaunwhite@ns.sympatico.ca](mailto:dianeslaunwhite@ns.sympatico.ca)